



# Diamante Extendable Table

Extendable table available in various sizes. Frame in lacquered steel. Top in melamine, laquered MDF, glass, anti-scratch glass and crystalceramic.



## Colors and Materials

### Structure




White steel




Black steel



Sand steel




Brown steel



Grafite steel

### Coating




Melamine

8 Colors




Laquered MDF


5 Colors



Glossy sand glass




Matt sand antiscratch glass




Matt graphite antiscratch glass




Extra clear matt white antiscratch glass




Extraclear glossy white glass




Lead crystalceramic




Cement savoia crystalceramic




Charcoal savoia crystalceramic




Emperador marble crystalceramic




Oxide white crystalceramic




Oxide sand crystalceramic




Corten crystalceramic




Crystalceramic with effect calacatta marble



Crystalceramic glossy black greek marble



Crystalceramic with effect noir desir marble



Venetian crystalceramic

### Extensions



### Melamine

8 Colors



### Laquered MDF

5 Colors

## Dimensions

Dimensions

## Volumetric Details

**Weight** 107 Kg

**Volume** 0.46 mc

**Package** 4

Image not found or type unknown

	<b>A</b>	<b>B</b>	<b>C</b>	<b>D</b>
	<b>(cm)</b>	<b>(cm)</b>	<b>(cm)</b>	<b>(cm)</b>
	(inch)	(inch)	(inch)	(inch)
<b>120/170x80</b>				
<b>(cm)</b>	75	120	80	170
(inch)	29.5	47.2	31.5	66.9
<b>140/190x90</b>				
<b>(cm)</b>	75	140	90	190
(inch)	29.5	55.1	35.4	74.8
<b>160/260x90</b>				
<b>(cm)</b>	75	160	90	260
(inch)	29.5	63	35.4	102.4
<b>190/290x100</b>				
<b>(cm)</b>	75	190	100	290
(inch)	29.5	74.8	39.4	114.2